

# 150SP Product Data

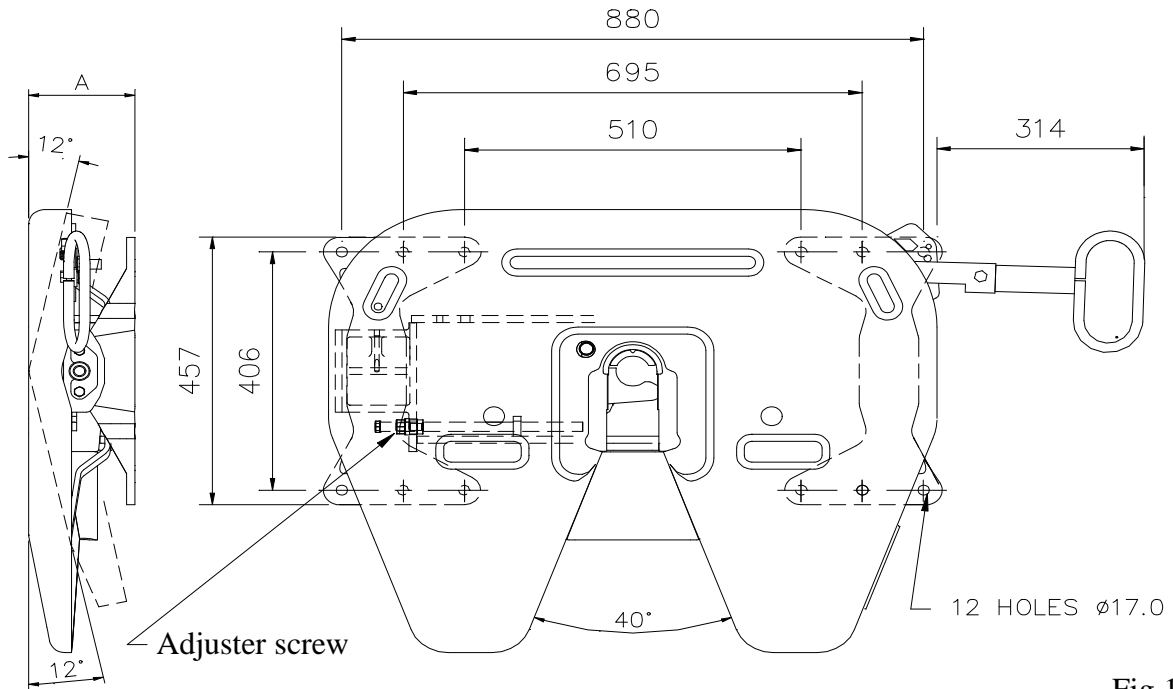


Fig 1

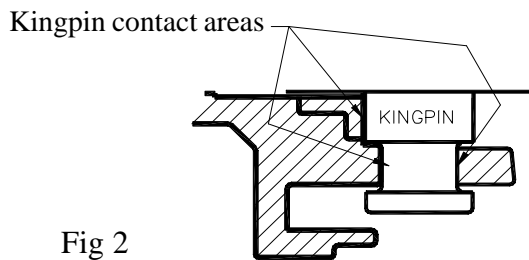


Fig 2

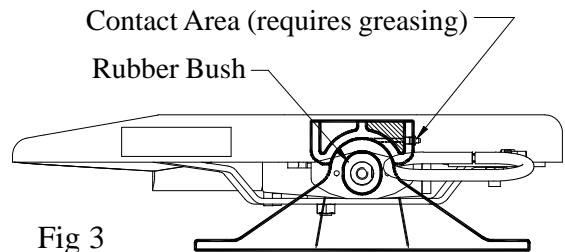


Fig 3

Height (A) mm	Weight kg	Class	94/20 EC Approval No
138	115	G50-X	e11 94/20*2683
148	113	G50-1	e11 94/20*2684
161	115	G50-2	e11 94/20*2685
185	117	G50-3	e11 94/20*2686
210	122	G50-4	e11 94/20*2687
230	130	G50-5	e11 94/20*2688
257	133	G50-6	e11 94/20*2689

All with DIN/ISO mounting pattern

## Key Advantages

- Kingpin height sensor
  - Low weight
  - Longer Life
  - Wear Adjustment
  - Better load distribution
  - Modular design
- Unique design - No contact, No couple  
 From 115 kg complete with DIN mounting feet  
 2 diameter contact doubles fifthwheel life -fig 2  
 Easy adjustment to compensate for jaw wear -fig 1  
 All vertical load is taken on the top of the foot (not on the pivot bush) -fig 3  
 Easy to add / change options at any time